



Getting started with the LEQVIO[®] Locator

Have questions? Contact the LEQVIO Service Center.



Phone: **833-LEQVIO2 (833-537-8462)**



Fax: **877-LEQVIO8 (877-537-8468)**



Website: **LEQVIO-access.com**



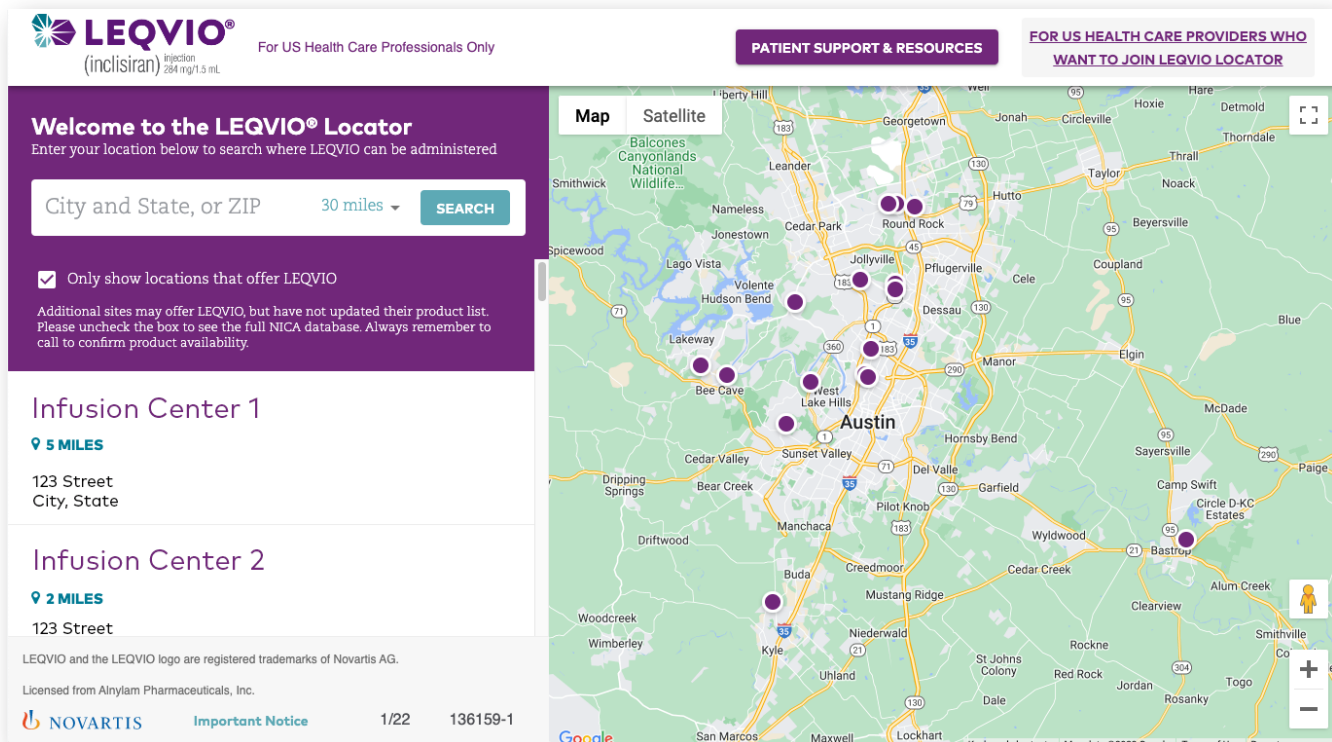
Portal: **ServiceCenterPortal.com**

Get started with the LEQVIO[®] Locator

HCPs may choose to administer LEQVIO in their office, or they may choose to refer their patients to an alternate site of care.

To support HCPs that choose to refer their patients to an alternate site of care, Novartis has partnered with the National Infusion Center Association (NICA) to create the LEQVIO Locator tool.*

This resource allows HCPs to find an alternate site of care location that is convenient for their patients prescribed LEQVIO.



Examples listed here are for illustration only and are not real alternate sites of care.

To be included on the LEQVIO Locator tool, you must first create an account with NICA and make sure your site is discoverable on their website.

Sign up now at [LEQVIO-locator.com](https://www.leqvio-locator.com)

Contact your Novartis Access and Reimbursement Expert with any questions.

For any technical questions or issues, please contact NICA at locator@infusioncenter.org.

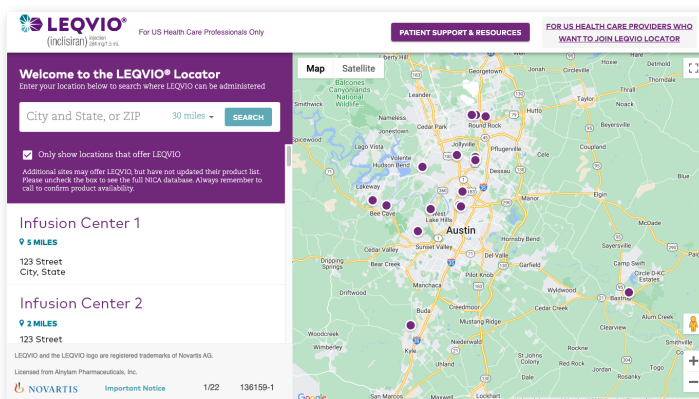
Novartis does not recommend the use of any specific alternate site of care.

*The list of alternate sites of care provided in the locator is not comprehensive, and other alternate sites of care may be available to you and your patients. These lists are maintained by a third party, and inclusion in the locator is not an endorsement of any of the sites.

How to sign up, claim, add, or edit your site on the NICA website

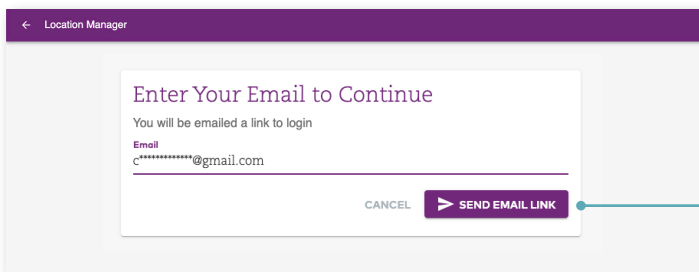
SIGNING UP

Before you are able to claim, add, or edit your site, you must first sign up to be added as an admin user.

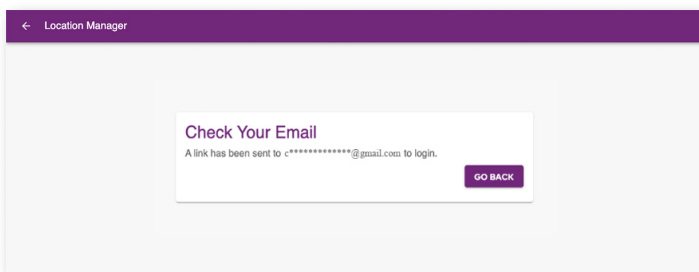


1 Visit LEQVIO-locator.com.

2 Click "FOR US HEALTH CARE PROVIDERS WHO WANT TO JOIN LEQVIO LOCATOR" at the top right corner.



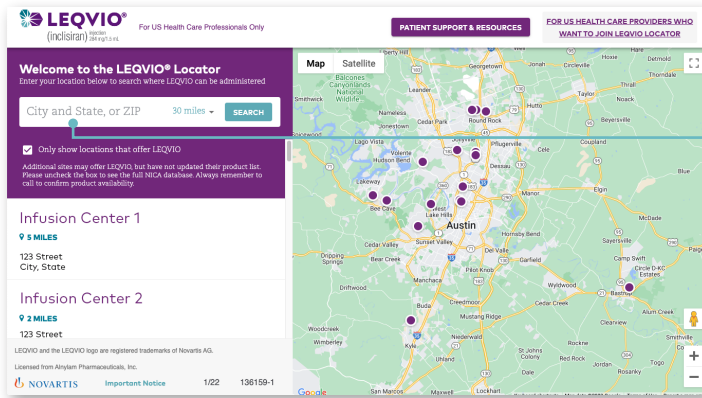
3 Enter your email address and click "Send Email Link."



4 Check your email inbox for a message with the subject "Sign Into Infusion Center Locator." Click the link within the email to be redirected to your Location Manager.

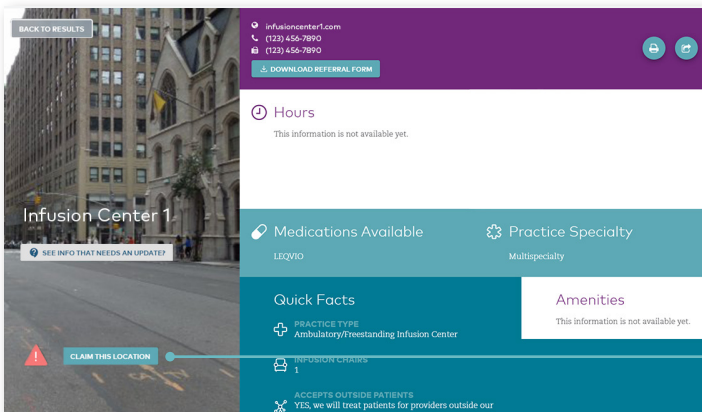
CLAIMING YOUR SITE

If your site is already listed within the locator, you must ensure that you claim your site so that you are able to include important information about your location.

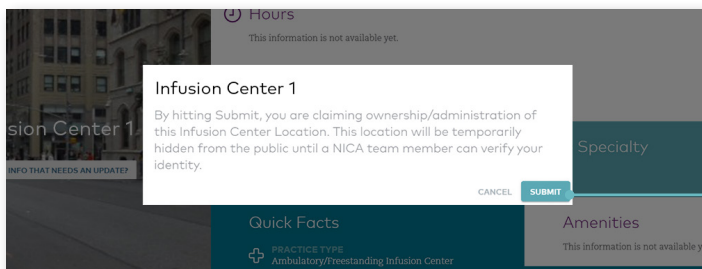


1 Visit LEQVIO-locator.com.

2 Search for your site by typing the ZIP Code or city and state into the search bar.



3 Once you have found your site, click into the listing. If your site has yet to be claimed, a red triangle with a "!" will appear in the bottom left corner. Click **"Claim This Location."**

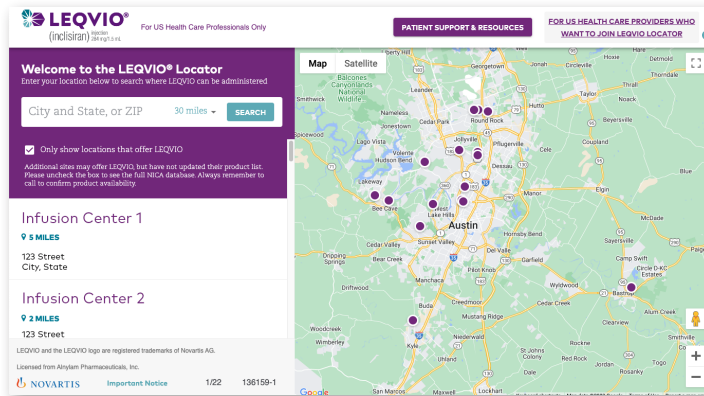


4 A dialogue box will appear. After reading, click **"Login"** and enter your email address. If you are already logged in, click **"Submit."**

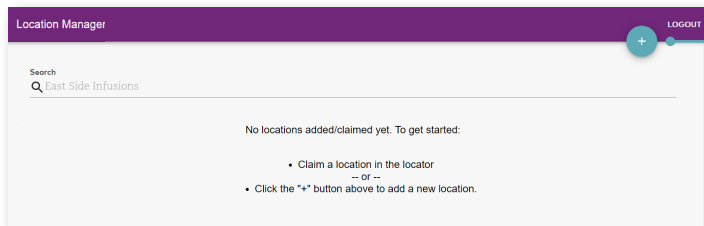
NOTE: Please allow up to 2 business days for NICA to approve and activate the listing.

ADDING YOUR SITE

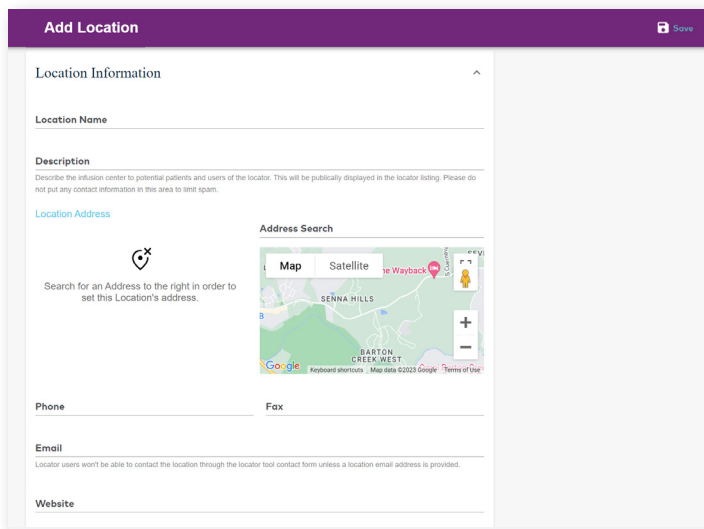
If your site is not yet included in the LEQVIO[®] Locator, you may request to add it using the Location Manager. NOTE: be sure that only admins, or users that are invited by admins, add sites of care.



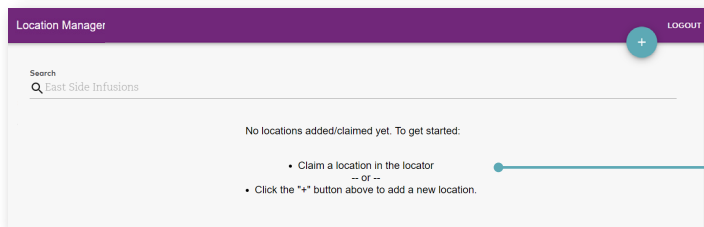
- 1 Visit LEQVIO-locator.com, ensure you are signed in by clicking "FOR US HEALTH CARE PROVIDERS WHO WANT TO JOIN LEQVIO LOCATOR" in the top right corner.



- 2 Click the blue "+" button in the top right corner.



- 3 Enter the site's name and all required information. Click the "Save" button.

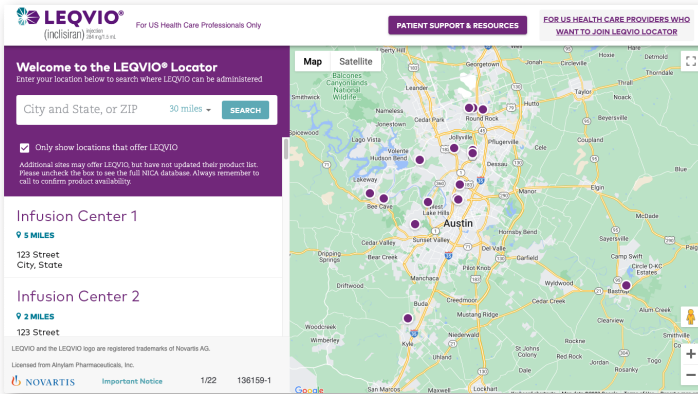


- 4 You will be redirected back to the Location Manager and will see the new location you just added with a red "Pending Approval" banner at the top.

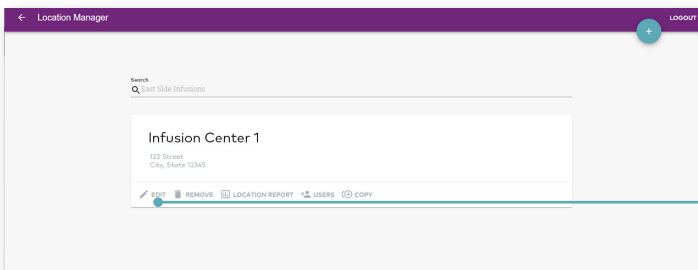
NOTE: Please allow up to 2 business days for NICA to approve and activate the listing.

EDITING YOUR SITE'S INFORMATION

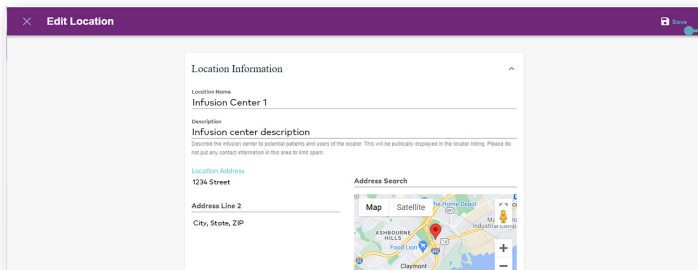
If you need to edit information about your site within the LEQVIO[®] Locator, you may do so in the "Edit" section.



- 1 Visit LEQVIO-locator.com, ensure you are signed in by clicking "FOR US HEALTH CARE PROVIDERS WHO WANT TO JOIN LEQVIO LOCATOR" in the top right corner.



- 2 Find the location you are looking to edit and click "Edit" at the bottom left of the listing.



- 3 Update information as needed and click "Save."

Contact your Novartis Access and Reimbursement Expert with any questions.

For any technical questions or issues, please contact NICA at locator@infusioncenter.org.

Licensed from Alnylam Pharmaceuticals, Inc.